



Bit Level Port Descriptions

PORT 38.39 See Motorola 6845 Technical manual PORT 38 (6845 PORT Select) PORT 39 (Data)

PORT 30 WRITE

D0..D7 Correspond to A0..A7 Writing to this port initiates a VDU memory access.

PORT 31 WRITE

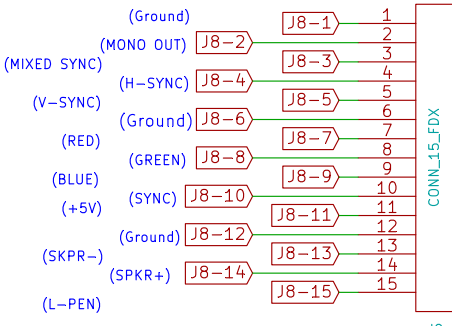
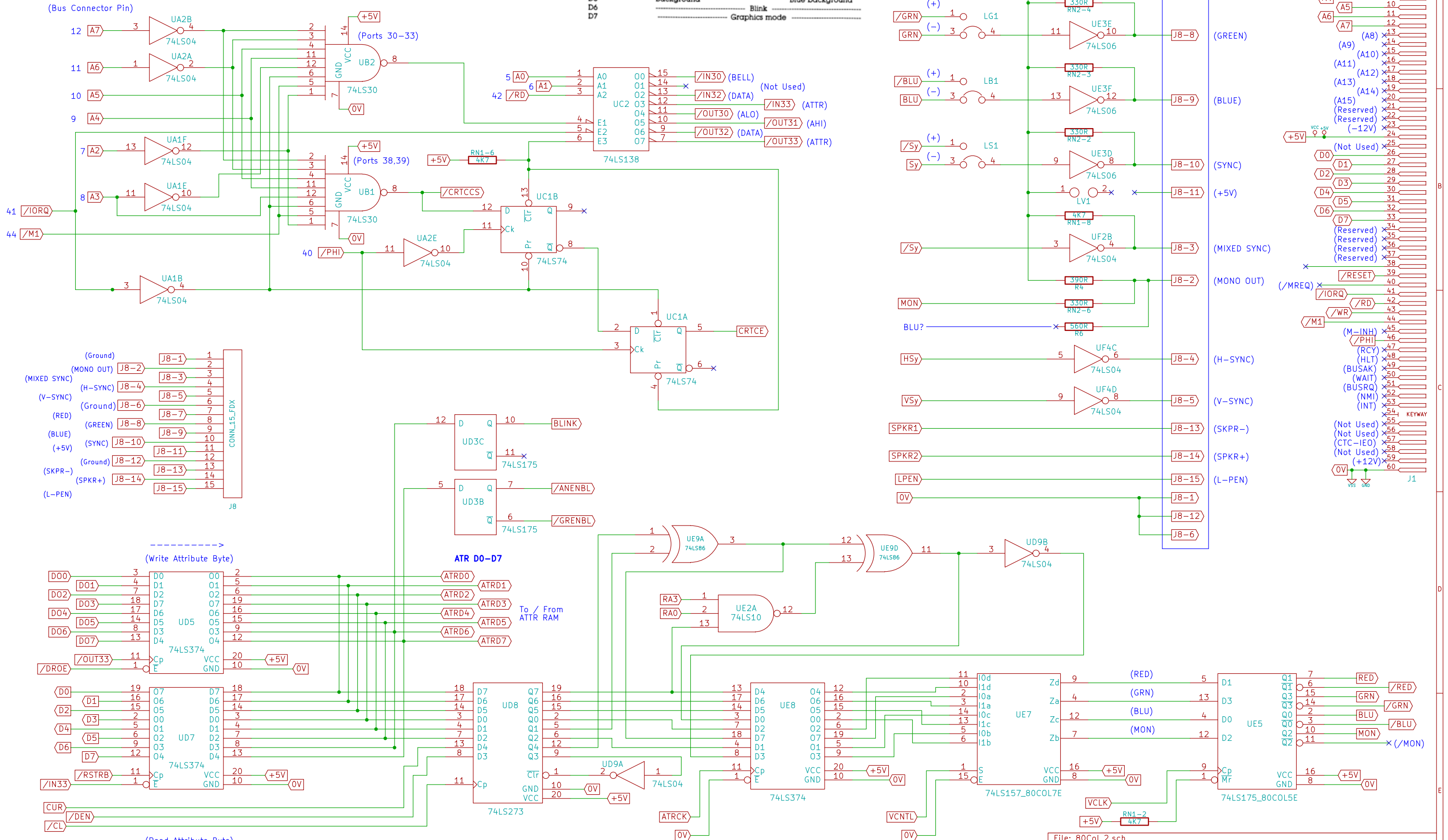
D0..D2 Not used D3..D4 Write enable attribute memory D5 Write enable ascil memory D6 Write cycle when high/read when low D7

PORT 32 READ/WRITE

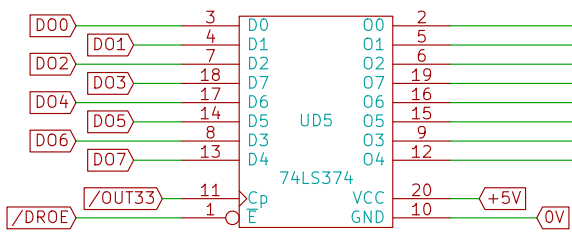
D0..D7 ALPHA or GRAPHIC character code bits 0..7

PORT 33 READ/WRITE (Attribute byte)

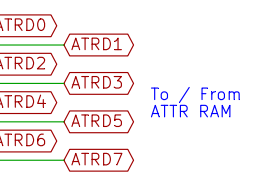
D0 Underline D1 No effect D2 Bright-up D3 No effect D4 Reverse video D5 Background D6 Blink D7 Graphics mode



(Write Attribute Byte)



ATR D0-D7



(Read Attribute Byte)

